



CO-MIX



GAME DESIGN: Lorenzo Silva
ARTWORK: Matteo Cremona
COLORS: Max Rambaldi
GRAPHIC DESIGN: Antonio Del Bono

RULEBOOK

SEE THESE COMIC PANELS HERE?



*A story is hiding in there.
Or rather, many different stories.*

For example: "In his long criminal career the Laughing Burglar had been able to amass an enormous amount of loot, heist after heist, joke after joke. But now, after a lengthy investigation, the police were finally closing in on him. Although totally aware that his days of freedom were winding down, the Laughing Burglar was still smiling.

He had no intention of spending his last few years behind bars, so he thought of one last, explosive joke... if he couldn't enjoy his well-earned money, nobody would!

You don't like it? What about: "The fabulous treasure of his family was long lost, but Jack was determined to find it. When he was a child, his mama used to tell him that it was hidden in a secret cave under their ancient mansion. So, young Jack spent many years studying all the hints, clues, and riddles his ancestors left over the decades... until he finally discovered the secret. With a big smile on his face, he entered the secret passage leading to the treasure. But alas, in his haste he missed one last, fundamental piece of information: the treasure was protected by an explosive trap!"

Or perhaps: "We wanted to earn a humongous amount of money, so we racked our brains, planned a brilliant strategy, and created a storytelling game that's sure to put a big smile on your face... and it's a blast!"

WELCOME TO CO-MIX!

A storytelling game like nothing you've seen before. In *Co-Mix* you will craft your stories by laying out several **PANEL CARDS** to create a full blown **COMIC BOOK PAGE**. Up to **TEN PEOPLE** can join in on the fun, and depending on the number you'll be playing **BY YOURSELVES** or in **TEAMS**. What kind of story are you going to tell? Noir?

Horror? Adventure? Romance? And not only that! It can be funny, scary, exciting, moving... **THE CHOICE IS YOURS**. But remember: there is a **TITLE** you have to follow, and your story will be **REVIEWED** by the other players... in the end, the player with the **MOST POINTS** will be the winner!

COMPONENTS

- 5 Comic Page boards (1 for each player/team)
- 150 Panel cards
- 10 Score tokens
- 10 Character tokens
- 50 Review tokens (5 for each player)
- 21 Slow tokens
- 1 sand timer (90 seconds)
- 1 rulebook




INTRODUCTION

With 3 to 5 players, all players will play by themselves, each one creating and telling his own story each round. With more than 5 players, the setup stays almost the same, but at least some players will play in teams of two (if there is an odd number of players, one player will play alone, see below).

A game with 6 to 10 players follows the same rules as a game with 3 to 5, with some exceptions. All these exceptions are explained in the **TEAM GAME BOXES**.

If there are 3 to 5 players in your game, you can skip these boxes (but if there are 3 players, pay attention to the **SPECIAL RULES** on page 5).





SETUP

Each player takes a Comic Page board and puts it in front of him, with the 6-PANEL SIDE face up (once you have some experience with the game, we strongly recommend you use the 9-PANEL SIDE instead: longer stories are more interesting for experienced players). Put any unused Comic Page boards back in the box.

TEAM GAME BOX : Teams are formed by 2 PLAYERS. Each team receives 1 COMIC PAGE. If there are an odd number of players there will be one "SOLO PLAYER" that will play following the NORMAL RULES FOR A GAME WITH UP TO 5 PLAYERS.

Teams are formed as shown here:

- 6 PLAYERS → 3 teams (→ 3 stories)
- 7 PLAYERS → 3 teams and 1 solo player (→ 4 stories)
- 8 PLAYERS → 4 teams (→ 4 stories)
- 9 PLAYERS → 4 teams and 1 solo player (→ 5 stories)
- 10 PLAYERS → 5 teams (→ 5 stories)

Each PLAYER takes a set of REVIEW TOKENS and the SCORE TOKEN and CHARACTER TOKEN that show the same character. Put all the unused tokens back to the box, if any.


Each player places his Score token on the "0" space of the SCORE TRACK and his Character token in front of himself, as a reminder for the other players.

TEAM GAME BOX: Each player on a team has his own set of Review tokens.

Shuffle the PANEL CARDS and place them in the middle of the table, so all players can easily reach them. This will be the PANEL DECK.

Place the SAND TIMER and the SLOW TOKENS next to the Panel deck.

A game of Co-Mix lasts 3 ROUNDS. Each player, or team, will create ONE STORY each round. If you so prefer, before starting you may also agree to play a shorter game (with 1-2 rounds) or a longer one (with 4-5 rounds).



GAMEPLAY

During a game of Co-Mix you will create your own comic book stories (the number of which depends on how many rounds you've decided to play), tell them to the other players and then review the stories you liked the most.

A game is divided into 4 phases: **PREPARATION, SCRIPTING, STORYTELLING, and REVIEWING.**

IF YOU WANT
A TASTY GAME SESSION,
FOLLOW THIS RECIPE
CAREFULLY!



PREPARATION

At the beginning of each round, all players decide on the title for their stories together. All stories will have the same title. If you cannot agree on a good title or if you don't have any good ideas, you can choose a title from the list of examples at the end of these rules, or draw two random cards from the Panel deck and take inspiration from them. Once the title has been chosen, deal 12 **PANEL CARDS** to each player (**PLAYERS ON THE SAME TEAM** will share a single set of 12 cards).

All Panel cards are two-faced, so you will have 24 different panels to choose from when you create your stories!

BEFORE A TREASURE
HUNT, ADEQUATE
PREPARATION IS VITAL.

SCRIPTING

Look at your panels and start to create your story! All players (or teams) create their stories simultaneously. Original and interesting stories have a better chance to get good reviews!

TEAM GAME BOX: Team players must look at their cards together, talk to each other, and build their story cooperatively.

The Comic Pages have 6 **SPACES**. You can only place 1 **CARD** in each space, so your comic will always have a total of 6 panels (again, after your first few games we strongly recommend that you use the **9-PANEL SIDE** of your Comic Pages for longer, more interesting stories).

As soon as the first player (or team) finishes his story, he announces it loudly, takes the **SAND TIMER** and **FLIPS IT**. The Panel cards on his Comic Page **CANNOT BE MOVED** anymore. The other players now have only **90 SECONDS** to finish their stories!

As the other stories are completed, their creators have to declare it too, and their panels can't be moved anymore. The last player to complete his story receives 1 **SLOW TOKEN**.

TEAM GAME BOX: Team players both receive 1 Slow token.

If the sand timer runs out, all players with empty spaces left on their Comic Page (if any) must take 1 Slow token, then shuffle the Panels they still have in their hands and randomly place some on their board, until there are no empty spaces left. We recommend that you **NOT LET THAT HAPPEN TO YOU**: it can be **REALLY DIFFICULT** to tell a story that makes any sense in this situation!

Once all stories have been completed (or the sand timer has run out), players have to discard all the Panel cards still in their hands.

GREAT
ACHIEVEMENTS
ALWAYS START WITH
A GOOD PLAN.

90 SECONDS? MY STORYTELLING
SUBROUTINE COULD CREATE A MILLION
STORIES IN SUCH A VAST TIME SPAN. YOU CAN
SURELY COMPLETE JUST ONE EVEN WITH
YOUR INFERIOR BIOLOGICAL BRAINS.



STORYTELLING

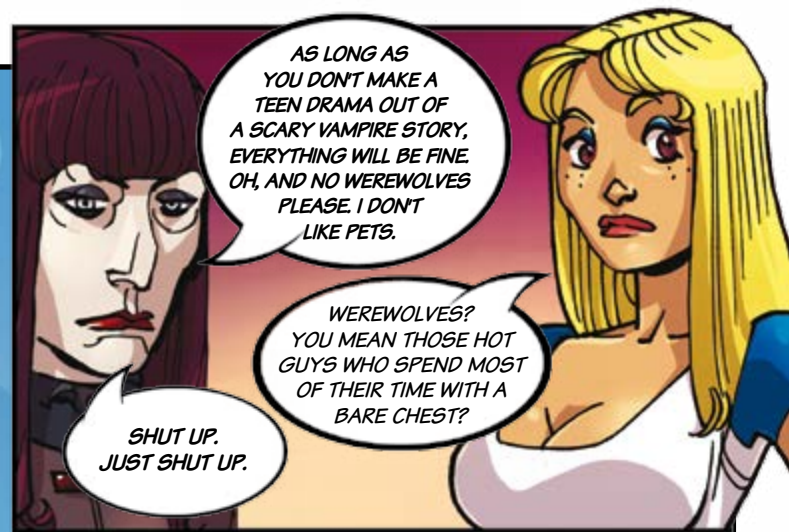
As soon as all comics are ready (or when the sand timer runs out), it's finally time to show your story to the world!

Starting with the player with the sand timer (the first to complete his comic), and proceeding clockwise, all players turn their Comic Page towards the other players and tell their stories.

TEAM GAME BOX: if a story has been created by a team, each team player will have to tell half of the story for his team. One player describes the first 3 panel cards, the other will describe the last 3. In a game with 9-PANELS STORIES, split the story into 4 and 5 panels, or 5 and 4, it's your decision how to split it up.

When telling your story, you must follow the order in which you placed the Panel cards, **FROM THE TOP LEFT TO THE BOTTOM RIGHT.**

EACH PANEL YOU PLACED must have some part in your story, so you need to tell something about each one of them (even if it's just one word or a dramatic sound).



Some quick, helpful suggestions:

- **POINTING** at a panel with your **FINGER** while telling something about it will help your listeners **FOLLOW THE STORY** you're telling them.
- Don't tell **OVERLY LONG STORIES**, or your listeners will get bored. One sand timer should be enough to tell a good story.

REVIEWING, CONSENSUS AND SCORING

After all comic stories have been told, it's time to begin the **REVIEWING PROCESS**. All players take their Review tokens in their hands. Each Review token shows a **DIFFERENT ICON** (or no icon at all). During the reviewing process you must place 1 Review token, **FACE DOWN**, on **EACH STORY** (including your own).

EXCEPTION FOR 3 PLAYERS: place 2 **REVIEW TOKENS** instead of 1 on the stories of the other two players. You still have to place just 1 **REVIEW TOKEN** on your own.

REVIEW TOKENS represent the feeling that the story most inspired for you:



rewards the **MOST ORIGINAL** story (the one that stood out the most for its creativity and brilliance);



rewards the **MOST EXCITING** story (no matter the emotion evoked, it may be the most moving, scary, funny, etc.);



rewards the **BEST COMPOSED** story (the one with the smoothest flow, the most appealing visuals, or that followed the title of that round the best).

NEUTRAL tokens (those without icons) are given to stories that didn't particularly impress the reviewer, or if there was another that conveyed the same feeling better.



You **ALWAYS** have to place **AT LEAST 1 NEUTRAL** token during each **REVIEWING** phase. When all Review tokens have been placed, each comic's creator reveals the tokens placed on his (or their) story and checks **HOW MANY OF EACH KIND** the story received.

TEAM GAME BOX: The 2 players of a team will have to decide how to distribute their Review tokens **SEPARATELY**, and they **CANNOT CONSULT WITH EACH OTHER**.

The **SCORE** each story obtains depends on the **CONSENSUS** between the reviews (i.e. the tokens) all stories received.

First, **DISCARD** all the **NEUTRAL** tokens and put them aside.

Then, for **EACH KIND** of **NON-NEUTRAL** tokens, check which story received the **MOST**:

- the story with the **HIGHEST NUMBER** of tokens of one kind, retains them (in case of a tie, all tied stories retain all the tokens of that kind);
- all the tokens of **THAT SAME KIND** that were placed on the **OTHER STORIES** are **DISCARDED** and put aside together with the **NEUTRAL TOKENS**.



When **CONSENSUS** has been checked, each comic's creator receives **1 POINT** for each token that is left on his own story, no matter the kind. Then, each player is also awarded **2 POINTS** for each one of **HIS TOKENS** that is left on the **OTHER PLAYERS' STORIES**. Giving **FAIR REVIEWS** is **ALMOST AS IMPORTANT AS CREATING A GOOD STORY!** See next page for an example of score calculation.

TEAM GAME BOX: Team players score their points **SEPARATELY**, and compete for victory even **WITH EACH OTHER**.

At the end of each round, move your Score tokens to **MARK YOUR SCORE** on the Score track, then shuffle all **PANEL CARDS** back to the Panel deck, take back your **REVIEW TOKENS** and **BEGIN A NEW ROUND**, starting back from the **PREPARATION** phase.

After the end of the last round, check the score track. **THE PLAYER WITH THE MOST POINTS IS THE WINNER!**

If there's a tie, the player with the least **SLOW TOKENS** wins. If there's still a tie, **THE VICTORY IS SHARED**.



BEFORE CONSENSUS



8 PTS.

7 PTS.

AFTER CONSENSUS



5 PTS.

5 PTS.

EXAMPLE

WE NEED A HERO

Here is an example of how versatile Co-Mix Panel cards are. We've taken one of the **EXAMPLE TITLES** you can find on the last page of this rules, laid out a set of **9 CARDS**, and created **TWO COMPLETELY DIFFERENT STORIES** from it... as you can see, your imagination is the only limit!

EXAMPLE 1:

The city needed a hero to stop the crime wave that had been haunting its citizens for almost a decade. After a long series of interviews, the Mayor selected a smart young boy who would be transformed into the ultimate hero. He volunteered for the program because he wanted to leave his footprint on the world's destiny. The boy was put in the hands of the city's best scientists: they created a special serum to enhance his strength and put him in a special training capsule to make him the perfect warrior. When he was finally able to start his fight against crime, the young-boy-turned-hero was smiling. He would really leave his footprint now!

EXAMPLE 2:

The Crimemaster had a lot of evil ideas in his head, but no technological means to realize them. He talked with many scientists, but no one had the talent he needed. Only the famous enfant-prodige Billy Geniac would be able to create the device he needed, but even after abducting the boy, he refused to cooperate with such an evil man. Sadly for him, the Crimemaster wouldn't take no for an answer. He ordered his Masked Thug to sneak in Geniac's house through the backyard, find the boy's old grandfather, drug him and bring him to his secret lab. The old man fought like a lion, but he could not resist the Thug and was captured. The Crimemaster's plan was finally coming together: Geniac would have to obey his commands now, and only a superhero could save the world from him. A malevolent grin formed on his face.

TITLE LIST

- Somewhere in the Night!
- An Unexpected Guest
- A Mysterious Mystery
- Happily Ever After
- The Inexplicable Theft
- The Craziest Day of My Life
- Happy Birthday, Moron...
- Hopeless Love
- I've Been Framed!
- Save the Day
- An Epic Outcome
- Together Forever
- Run! Run!
- I Can't Remember...
- Don't You Cry
- Bad Day
- The Femme Fatale
- Pull the Plug
- Two Seconds
- Give Me the Money!
- They Made Me a Criminal
- Winter is Coming
- The Stranger
- Irresistible Temptation
- Too Smart
- A Deadly Kiss
- Just One Last Kiss
- My Greatest Fear
- I Work Alone
- Two Destinies
- The Champion
- A Dangerous Profession
- When the Going Gets Tough
- Born to be Wild
- On the Edge
- Don't Panic!
- The Big Day
- Iron Man
- Strange Kind of Woman
- A Night Without Sleep
- Dangerous Method
- The Witness
- We Need a Hero
- The Brother
- Against All Odds
- One Last Thing...
- Stolen Identity
- The Letter
- The Changing Tide
- Journey into Fear
- Justice!
- The Big Idea
- Revolution Now
- The Fellowship
- Catastrophe
- The End is Not the End
- Things Untold
- Evil Plan
- Elvis is Not Dead
- Could Care Less
- Not Worth the Candle
- Twilight Zone
- Pearl of Wisdom

SCAN TO DOWNLOAD
THE FREE CO-MIX APP! SHARE YOUR
STORIES WITH YOUR FRIENDS AND
LEARN HOW TO PLAY.



SPECIAL THANKS

The development of this game has proven much more difficult than initially expected. While the basic storytelling mechanic has worked since the beginning and required almost no change, many, many changes have been necessary to everything surrounding it. This is why we would like to thank the hordes of friends both old and new, playtesters, and unaware strangers that were casually passing by, who have been cruelly used as guinea pigs for the ever-changing rules of this silly, crazy game, and made their refining ultimately possible. In no particular order:

Heiko Eller, Harald Bilz, Gabriel Durnerin, Marie Cardouat, Philippe Nouhra, Giulia Ghigini, Martino Chiacchiera, Alfredo Genovese, Anna Genovese, Ari Emdin, Spartaco Albertarelli, Aureliano Buonfino, Andrea Crespi, Daniele Tascini, Simone Luciani, Marco Valtriani, Diego 3D, Massimo Torriani, Luca Borsa, Luca Bellini, Paolo Mori, Andrea Chiarvesio, Walter Obert, Gianfranco Fioretta, Pierluca Zizzi, Luca Bobbio, Carlo Emanuele Lanzavecchia, Bruno Faidutti, Bruno Cathala, Ludovic Maublanc, Philippe Keyaerts, Jim Gaudin, Diego Ceretti, Maeva Da Silva, Tom Vuarchex, Benoît Forget, Massimo Bianchini, Luca Cattini, Roberto Pestrin, Massimo Salvador, Alessandro Muzzatti, Maurizio Vergengo, Giovanni Intini, Isabella Fattori, Massimo Tolazzi, Riccardo Sandroni, Matteo Boca, Daniele Pompetti, Matteo Santus, Jocularis, Massimiliano Cretara, Massimiliano Calimera, David Preti, Marta Karas, Katarzyna Czerewko, Michael Kröhnert, Alberto Doc, Davide Canopus, Marco Alkya, Luca Maledice, Federico Dumas, Benedetto Degli Innocenti, Matthieu Bonin, Ludovic Papais, Théo Rivière, Jean Francois Gagne, Martin Bochart, Federico Latini, Giuliano Acquati, Valentina Adduci, Andrea Marinetti, Valentina Sacchi, Giuseppe Lapadula, Magda Bteibet, Noa Vassalli, Martina Marinoni, Lucaricci, Gabriele Golfarini, Alice Caroti, Marco Brera, Giulia De Florio, Alessandro Fibbi, Alessia Pastore, Paolo Pulcinelli, Edoardo Roncaldier, Eleonora Del Bono, Michele Silva, Alizarina Silva, Franca Del Bono, Antonio Del Bono, Federico Scicchitano, Maite Garcia Sanchis, Federico Corbetta, Alessandro Capponi, Sara Tonetti, Fabio Saponaro, Lorena Castrovinci, Luca Ciancia, Simona Fiorella, Carlotta Commandù, Antonietta Samotrace, Paolo Andraghetti, Dante Andraghetti, Alessandro Adduci, Annachiara Ogliari, Elena Sironi, Lorenzo Tucci Sorrentino, Flavio Franzone, Edoardo Chiesa, Marta Ballestrero, Piernicola Giacobbe, Dalila Di Vairo, Francesco Granone, Andrea Greco, Martina Zambon. Tana dei Goblin, Chi non Gioca : di Non Tocca, Gioconauta, Gioconomicon, Giochi Sul Nostro Tavolo, Cliquenabend. All the people at: Idea G 2014, Idea G Nord Est 2014, Ludopathic 2014, Modena Play 2014, Heidelberger Burgevent Stahleck 2014, Festival International des Jeux 2014... and many many others!

CREDITS

GAME DESIGN: Lorenzo Silva
ARTWORK: Matteo Cremona
COLORS: Max Rambaldi
GRAPHIC DESIGN: Antonio Del Bono
ART DIRECTOR: Lorenzo Silva
RULES: Alessandro Prà
PROOFREADING: William Niebling
PROJECT MANAGEMENT: L Silva, A Prà
GAME DEVELOPMENT: Horrible Games

WWW.HORRIBLE-GAMES.COM

©2014 HORRIBLE GAMES. HORRIBLE GAMES, CO-MIX, AND THEIR LOGOS ARE TRADEMARKS OF HORRIBLE GAMES, ALL RIGHTS RESERVED.

HORRIBLE GAMES, VIA OLONA 25 - 20123 MILANO. ITALY.

