




SPIROGRAPH Junior



4+

FUN AND SIMPLE TO USE

► How can you draw the design above?
Simply use a red pen in hole number 47. Gently push the wheel round and round until you have finished a whole circle. Then use a blue pen in hole number 49 and go round and round until you have finished another circle with the wheel. Finally, use the red pen again in hole number 51 and do another set of circles with the wheel. It's as simple as that!
Check the leaflet for other drawing ideas and also play with the wheels to produce your own designs.
Have fun!

Age: 4 years and up

FACILE ET AMUSANT

◆ Pour réaliser ce dessin, rien de plus simple! Prends ton stylo rouge, introduis la pointe dans l'alvéole 47 et commence à tourner jusqu'à faire un tour complet, prends ensuite ton stylo bleu et introduis-le dans l'alvéole 49, refais un tour complet.
Fais un tour avec ton stylo rouge dans l'alvéole 51. Et voilà: c'est fait.
Regarde la notice: les numéros correspondent aux numéros des alvéoles, ils sont en couleur pour te donner des idées; mais il y a plein d'autres couleurs possibles, essaye-les toutes!

A partir de 4 ans

MAKKELIJK EN LEUK OM TE DOEN

► Hoe teken je bovenstaande figuur?
Het is heel makkelijk. Neem een rode pen en zet die in gaatje 47. Laat 'y' wiel draaien en maak een sluitend rondje. Dan neem je een blauwe pen en die zet je in gaatje 49. Maak een sluitend rondje.
Zet vervolgens de rode pen in gaatje 51, maak met 'y' wiel weer een sluitend rondje en klaar ben je.
Op de gebruiksaanwijzing staan méér teken-ideeën, maar gebruik je fantasie en je maakt met zoveel combinaties als je maar wilt.

Vanaf 4 jaar

DER ZEICHENPASS, DER SPIELEND EINFACH IST

■ Wie male ich dieses Muster?
Den roten Zeichensift in Loch 47 einsetzen und langsam kreisend das Muster zeichnen. Dann einen blauen Zeichensift in Loch 49 einsetzen und wiederum ein komplettes Muster zeichnen. Abschliessend wieder mit dem roten Zeichensift in Loch 51 ein Muster zeichnen. So einfach ist es!
Weitere Muster und Anleitungen sind auf beiliegendem Blatt enthalten - oder denke Dir einfach Deine eigenen Muster aus.
Viel Spaß!

Ab 4 Jahren

FACILE E DIVERTENTE

● Come realizzare questo disegno meraviglioso? E' facile! Basta inserire la punta di una penna rossa nel foro n. 47 e far girare la rotella fino a farle fare un giro completo. Poi inserire la punta di una penna blu nel foro n. 49 e fare compiere alla rotella un altro giro completo. Infine, prendere la penna rossa, inserirla nel foro n.51 e fare compiere un altro giro alla rotella, ed ecco il disegno!
All'interno di JUNIOR SPIROGRAPH troverete molti consigli su come realizzare tantissimi altri disegni.

Da 4 anni in su


ALSO AVAILABLE

EGALEMENT DISPONIBLE

OOK VERKRIJGBAAR

AUCH ERHÄLTICH

SONO DISPONIBILI ANCHE



► Create over a million beautiful patterns!...The classic design toy for over 20 years!...More than 27 million SPIROGRAPH toys sold around the world!

◆ ...des milliers d'idées pour bien dessiner avec le Spirograph, à partir de 6 ans! Facile et très drôle à utiliser...pour créer de magnifiques dessins, et maintenant Spirograph L'Atelier Magique (Studio), présenté dans une superbe malette à dessiner remplie de trésors.

► Maak meer dan een miljoen schitterende tekeningen!...Het klassieke tekenspel, al meer dan 20 jaar bekend!...Leuk en gemakkelijk om mee te werken!...SPIROGRAPH, meer dan 27 miljoen exemplaren verkocht over de hele wereld!


■ Entwerfe über tausend originelle Muster!...Seit 20 Jahren das klassische Malspielzeug! ...Macht viel Spaß und ist leicht zu benutzen!...Bisher bereits über 27 millionmal weltweit verkauft!

● Crea più di un milione di disegni bellissimi con SPIROGRAPH, il grande classico gioco per disegnare, è facile e divertente! Giocò più di 27.000.000 di persone in tutto il mondo giocano con SPIROGRAPH, il modo più divertente per disegnare!

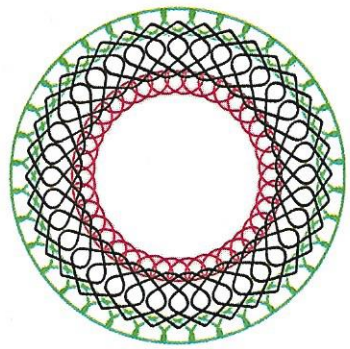
© 1994 Tonka Corporation.

06319ML 1193


SPIROGRAPH Junior



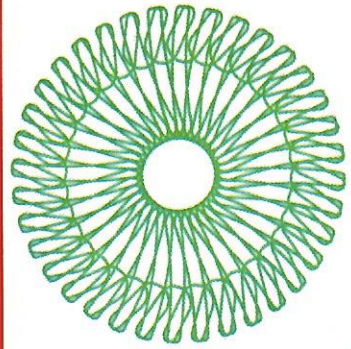
74




2, 7, 15




6, 17



41, 42



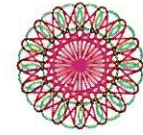
37, 38, 53, 54, 59




8



85




79, 80



45, 46, 57, 58



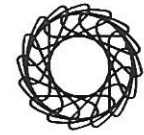
3, 5, 8, 17




71, 76




82, 84




78



47




40, 49




48, 62



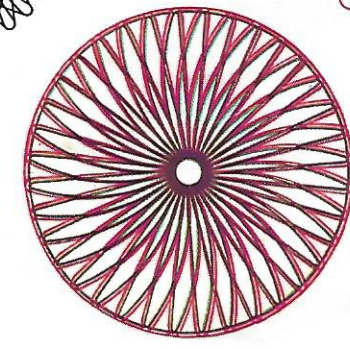
79



80



47, 49, 51

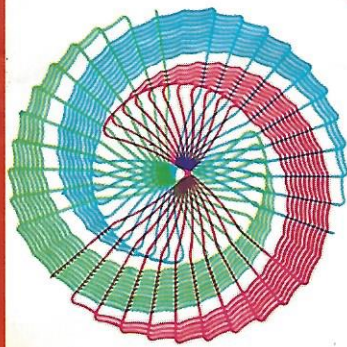


70, 72, 74

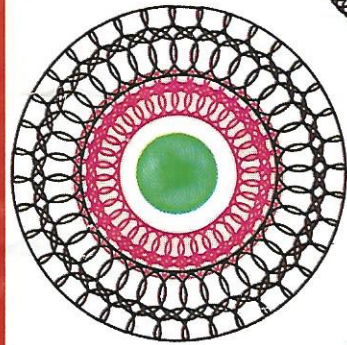


21, 21, 21, 21

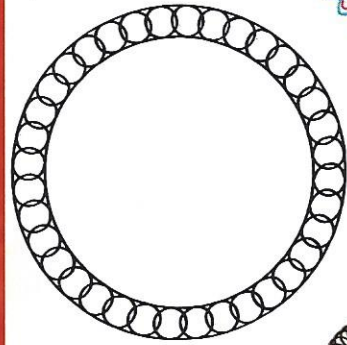
SPIROGRAPH Junior



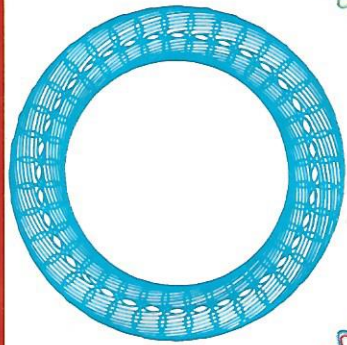
69, 69, 69,




3, 5, 15, 16, 20




9



68, 73, 75



32, 33, 34



66



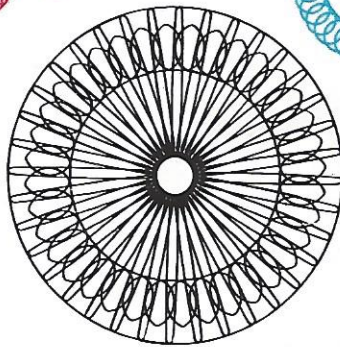
19, 20




81, 83



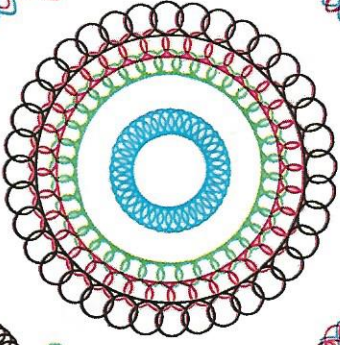
81



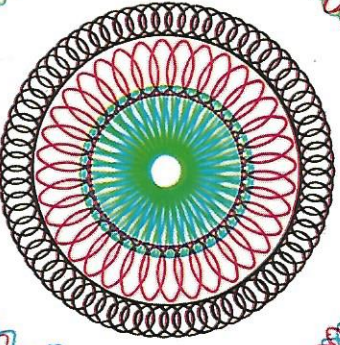
45, 49




41, 43, 52, 59, 60



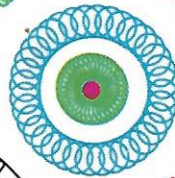
40, 55, 56, 64




40, 44, 57, 59, 60




1, 4, 12, 17



62, 65, 67



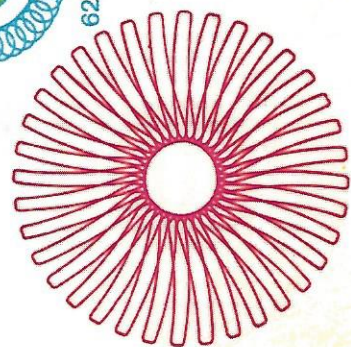
80, 81, 83




82, 83, 84




80, 82, 84, 85




42




23, 29



28, 35



48, 49, 61, 62



13, 14